

Nepal Telecommunications Authority

**Telecommunication
Insight**

Asar, 2080 (16 June-16 July, 2023)

P.O. Box No. 9754
Jamal, Kathmandu, Nepal
Phone No.: +977-1-5355474
Fax No.: +977-1-5355250
E-mail: ntra@nta.gov.np, info@nta.gov.np
Website: www.nta.gov.np

Published on
Kartik, 2080

Contents

1. Voice Telephony.....	1
1.1 Subscription of Voice Telephony Service.....	1
1.2 Number of GSM/ IMT Subscribers (Growth).....	1
1.3 Service wise Market Proportion of Voice Service (Based on Subscription).....	2
1.4 Operator-wise Market Proportion of Voice Service (Based on Sim Subscription).....	2
1.5 Population Penetration (%) of Voice Service (Based on Subscription)	2
2. Internet Service.....	3
2.1 Subscription of Broadband Internet Service	3
2.2 Number of Broadband Internet Users (Growth)	3
2.3 Market Proportion of Data Service (Technology-wise).....	4
2.4 Market Proportion of Mobile Broadband Service (Based on Sim Subscription).....	4
2.5 Population Penetration of Broadband Service (Based on Subscription).....	4
2.6 Number of Subscribers (Fixed Internet Services).....	5
2.6 Market proportion of Fixed Broadband service (Operator-wise).....	5
2.8 Technology used in Broadband Service	6
3. International Bandwidth	6
4. Coverage Map (GSM/ IMT).....	7
4.1 Coverage (Nepal Telecom).....	7
4.2 Coverage (Ncell Axiata)	9
4.3 GSM/ IMT Coverage map of Nepal.....	11
5. NTA Activities	12
5.1 Licensing.....	12
5.2 Type Approval	12
5.3 Numbering	13

1. Voice Telephony

1.1 Subscription of Voice Telephony Service

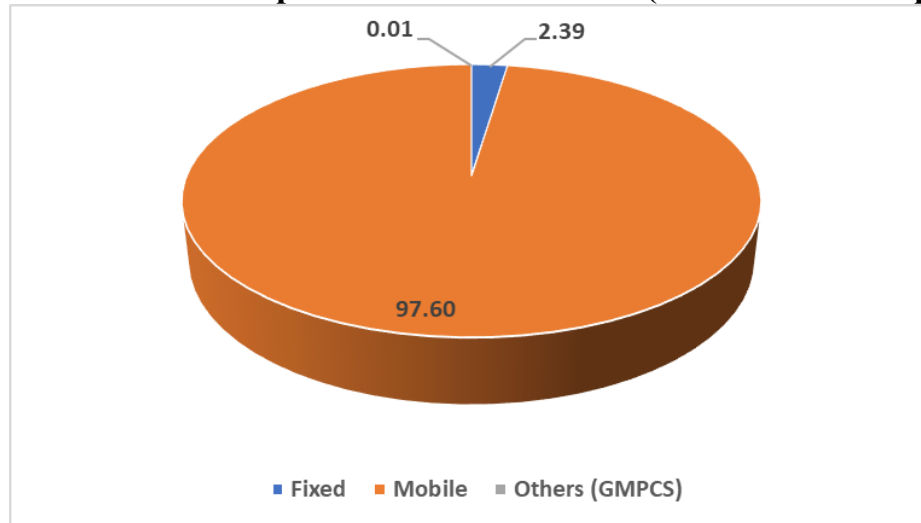
Operator	Service	Technology	Koshi Province	Madhesh Province	Bagamati Province	Gandaki Province	Lumbini Province	Karnali Province	Su.Pa. Province	Total		
Nepal Telecom	Fixed	PSTN								407,346	831,566	
		FTTH Voice								307,271		
		VSAT								86		
		WLL								116,863		
	Mobile	CDMA									319,570	33,947,921
		GSM/IMT									20,394,953	
GSM/IMT										13,233,398		
Ncell Axiata Ltd.												
Others	GMPCS	GMPCS								2,986	2,986	
Total										34,782,473	34,782,473	
Voice Telephony Service		Population Penetration (%)					Market Proportion (%)					
Fixed		2.85					2.39					
Mobile		116.40					97.60					
GMPCS		0.01					0.01					
Total		119.26					100.00					

Population Projection (2011-2031): 2,91,64,578 (Source: cbs.gov.np)

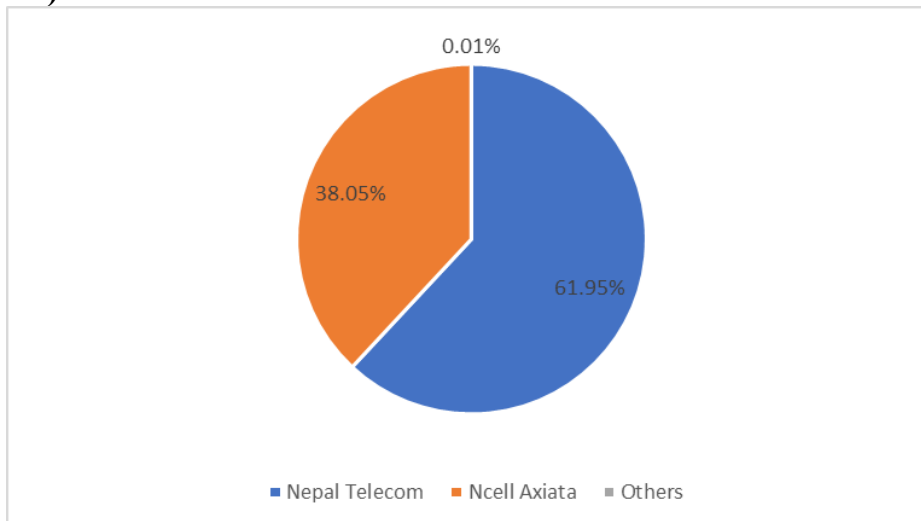
1.2 Number of GSM/ IMT Subscribers (Growth)

Operator	This Quarter	Previous Quarter	Growth (%) from Previous Quarter
	(Asar 2080)	(Chaitra 2079)	
Nepal Telecom	20,394,953	19,852,235	2.734
Ncell Axiata	13,233,398	13,479,288	-1.824
Total	33,628,351	33,331,523	0.891

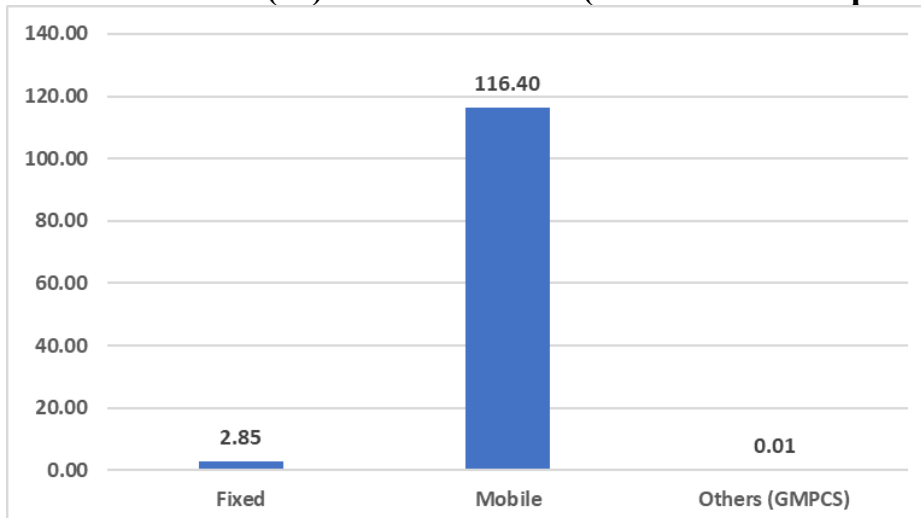
1.3 Service wise Market Proportion of Voice Service (Based on Subscription)



1.4 Operator-wise Market Proportion of Voice Service (Based on Sim Subscription)



1.5 Population Penetration (%) of Voice Service (Based on Subscription)



2. Internet Service

2.1 Subscription of Broadband Internet Service

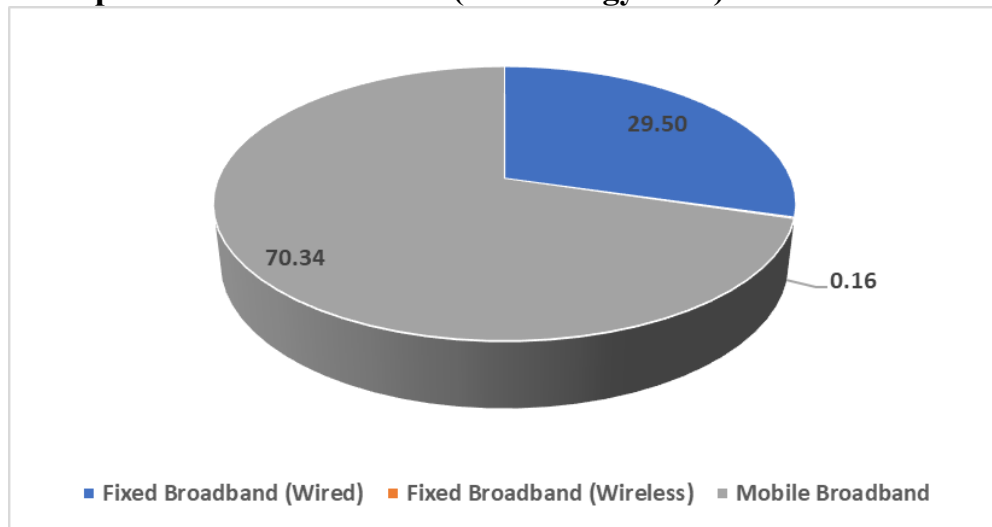
Services		Users			Total
		Nepal Telecom	Ncell Axiata	ISPs	
Fixed Broadband (Wired)	ADSL/ Cable	191,642	-	6,031	197,673
	FTTH	1,085,443	-	10,460,430	11,545,873
Fixed Broadband (Wireless)	Radio (WIFI)	-	-	61,984	61,984
Mobile Broadband	3G	5,936,481	1,796,460	-	7,732,941
	4G	13,015,395	7,117,566	-	20,132,961
	EVDO	136,573			136,573
Total		20,365,534	8,914,026	10,528,444	39,808,004
Broadband Services		Population Penetration (%)		Market Proportion (%)	
Fixed Broadband (Wired)		40.09		29.50	
Fixed Broadband (Wireless)		0.21		0.16	
Mobile Broadband		95.60		70.34	
Total Broadband Service		135.90		100.00	

Note: Data/Internet Service through GPRS Service is excluded in Broadband subscription
 # 1 Connection equal to 4.37 subscribers for fixed broadband (Source: cbs.gov.np)

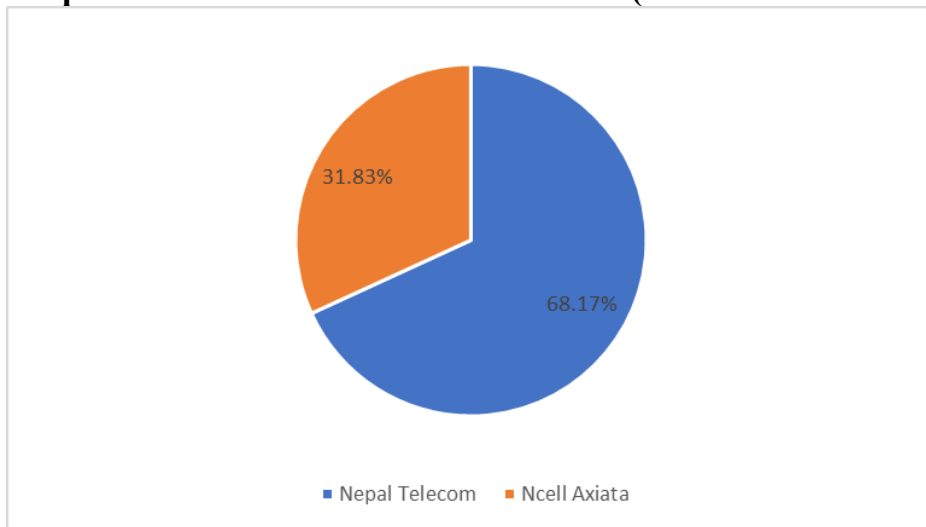
2.2 Number of Broadband Internet Users (Growth)

Services	This Quarter	Previous Quarter	Growth (%) from Previous Quarter
	(Asar 2080)	(Chaitra 2079)	
Fixed Broadband (Wired)	11,743,546	11,422,760	2.808
Fixed Broadband (Wireless)	61,984	62,080	-0.155
Mobile Broadband	28,002,475	27,357,016	2.359
Total	39,808,005	38,841,856	2.487

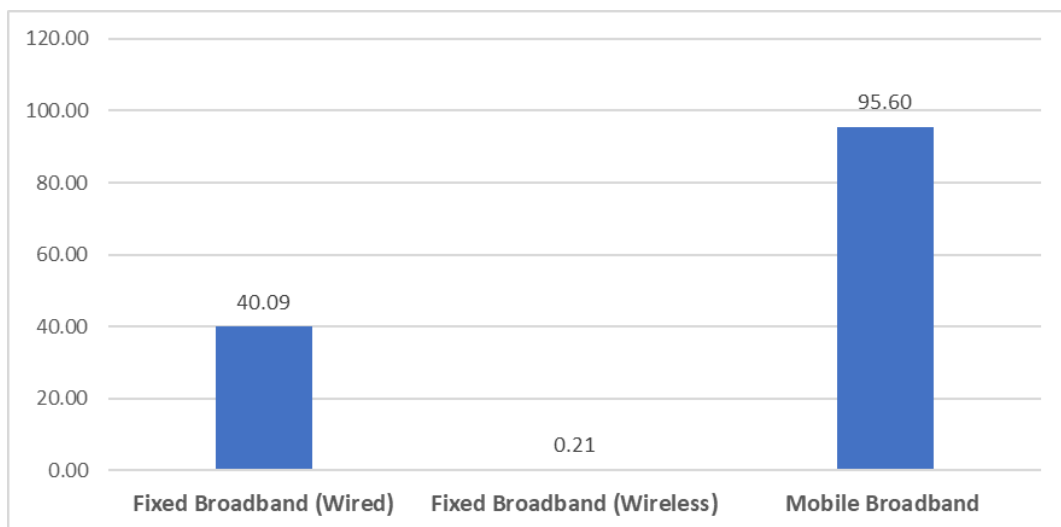
2.3 Market Proportion of Data Service (Technology-wise)



2.4 Market Proportion of Mobile Broadband Service (Based on Sim Subscription)



2.5 Population Penetration of Broadband Service (Based on Subscription)

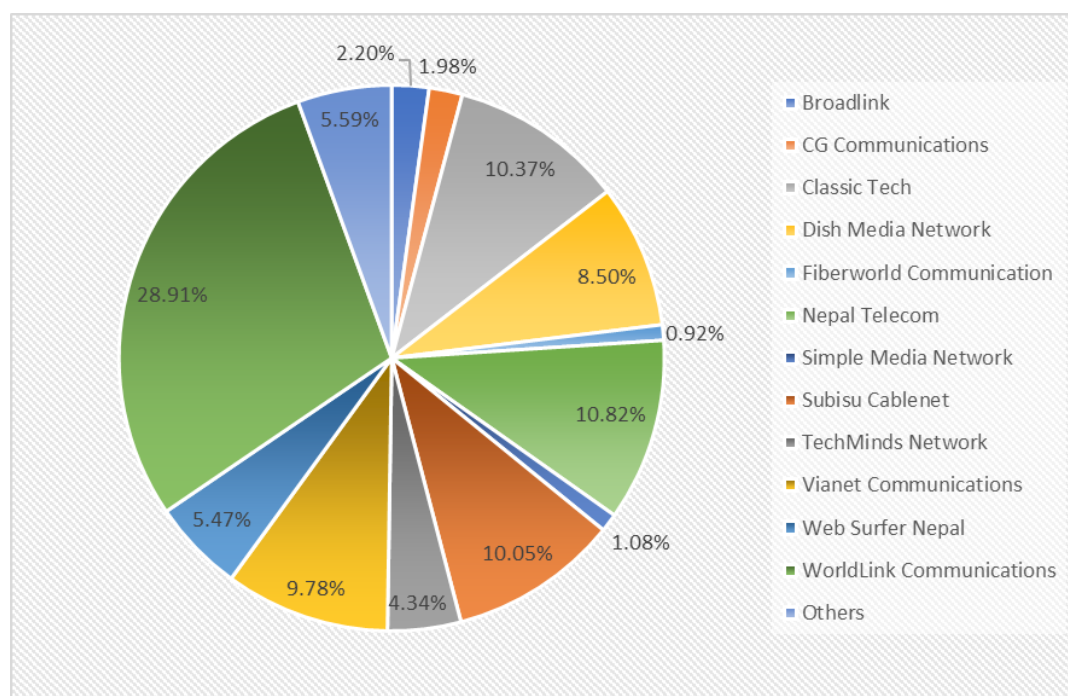


2.6 Number of Subscribers (Fixed Internet Services)

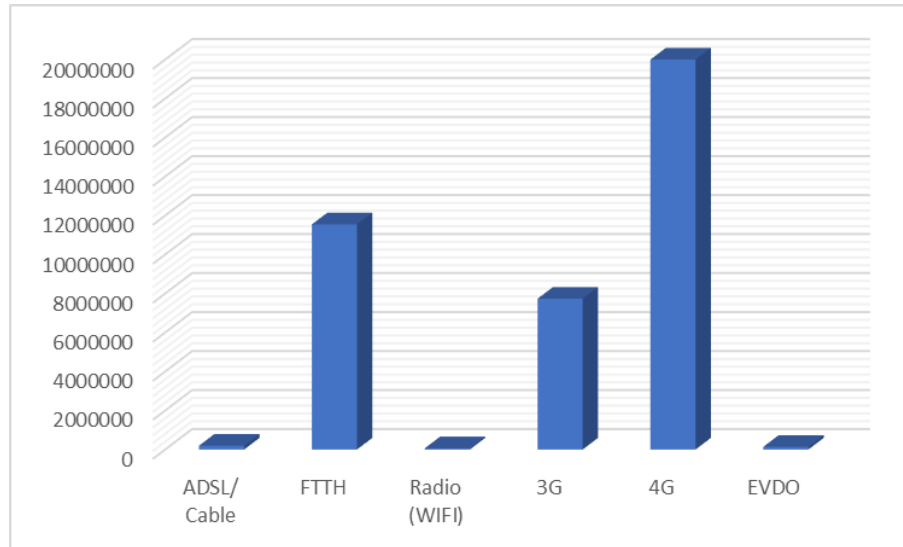
S. N.	Operator	Fiber	ADSL/ Cable	Wireless	Total
1	Arrownet Pvt. Ltd, Tripureshwor, Kathmandu	13798		74	13872
2	Broadlink Network & Communication Limited, Kathmandu	59256		150	59406
3	CG Communications Ltd.	53526			53526
4	Classic Tech Pvt. Ltd., Baneshwor, Kathmandu	279311		703	280014
5	DG Link Network Pvt. Ltd., Tanahun	645			645
6	Dish Media Network Ltd., Kathmandu*	229646			229646
7	Eastlink Technology Pvt. Ltd., Tripureshwor, Kathmandu*	6043			6043
8	Fiberworld Communication Pvt Ltd, Nawalparasi*	24745			24745
9	First Link communication Pvt. Ltd.	11270			11270
10	Konnnect Nepal Network Nepal*	18510		60	18570
11	Nepal Doorsanchar Company Limited (Nepal Telecom)	248385	43854		292239
12	Net Max Technologies P. Ltd, Anamnagar, Kathmandu*	8467		91	8558
13	Oasis Broadband Internet Pvt. Ltd., Kamaladi, Kathmandu	618		2	620
14	Pokhara Internet Pvt. Ltd., Pokhara, Kaski*	9814		284	10098
15	Simple Media Network Pvt.Ltd., Kathmandu*	29055			29055
16	Subisu Cablenet Ltd. Baluwatar, Kathmandu*	268301	82	3138	271521
17	TechMinds Network Pvt. Ltd., Narayangarh, Chitwan	1116165		1195	117360
18	Vianet communications Limited, Jawalakhel, Lalitpur*	264083			264083
19	Web Surfer Nepal Communication. System Pvt. Ltd Kathmandu*	145857		2044	147901
20	WorldLink Communications Ltd. Jawalakhel, Lalitpur	780283	58	709	781050
	Others	74298	1240	5734	81272
	Total	2642076	45234	14184	2701494

* Data for Asar, 2080 are similar to that of Jestha, 2080.

2.6 Market proportion of Fixed Broadband service (Operator-wise)



2.8 Technology used in Broadband Service

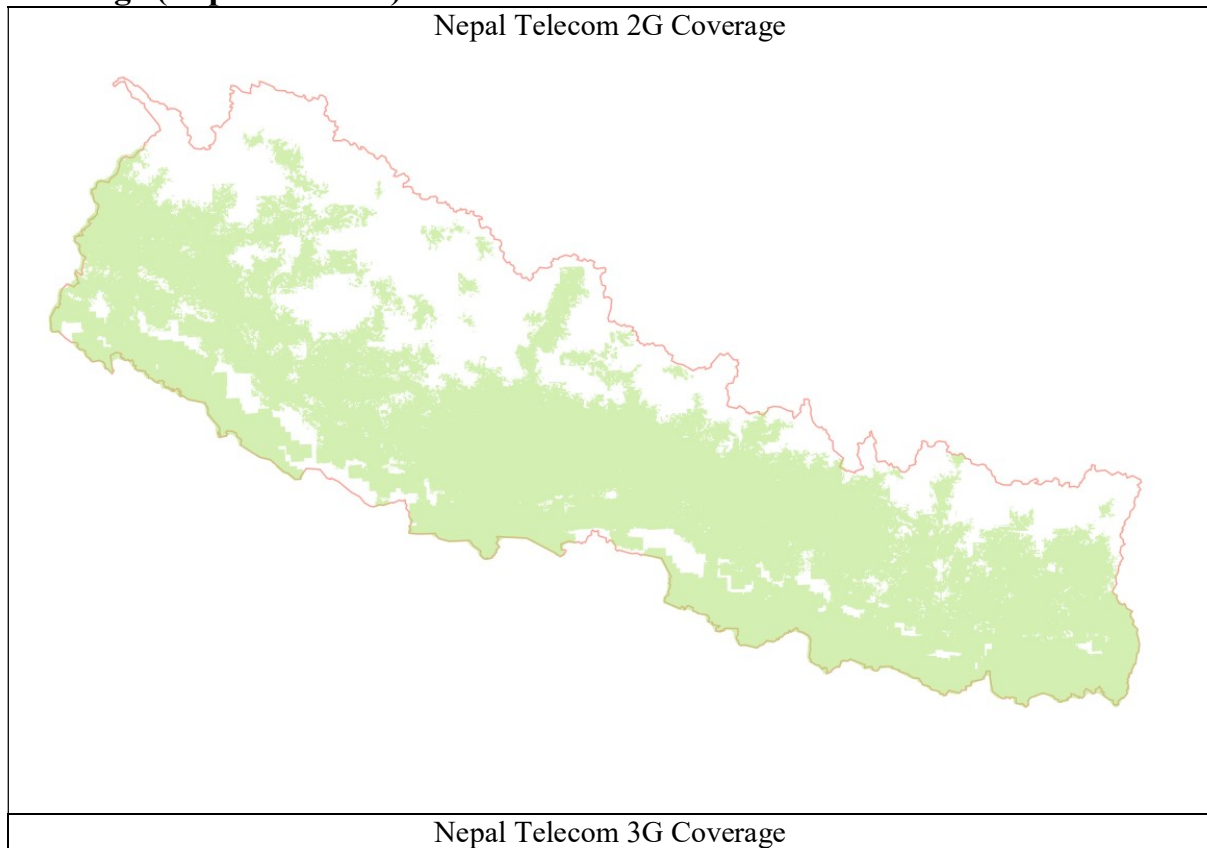


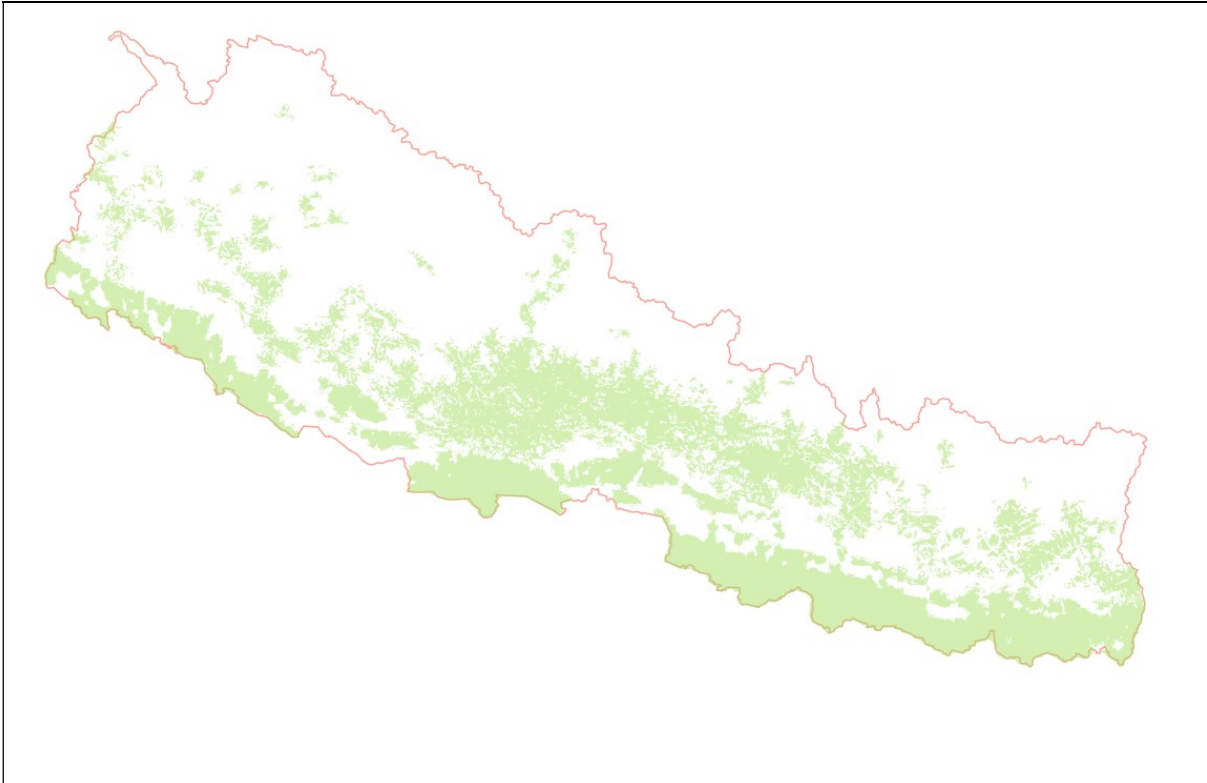
3. International Bandwidth

Operator	Capacity (Gbps)
CG Communications Ltd.	15
Classic Tech Pvt. Ltd.	60
Communication and Communication Nepal Pvt. Ltd.	7
Dish Media Network Ltd.	100
Mercantile Communication Pvt. Ltd.	2
Ncell Axiata Ltd.	140
Nepal Digital Service Pvt. Ltd.	200
Nepal Doorsanchar Company Ltd.	173
Subisu Cablenet Ltd.	180
Vianet communications Ltd.	130
WorldLink Communications Ltd.	400
Others	-

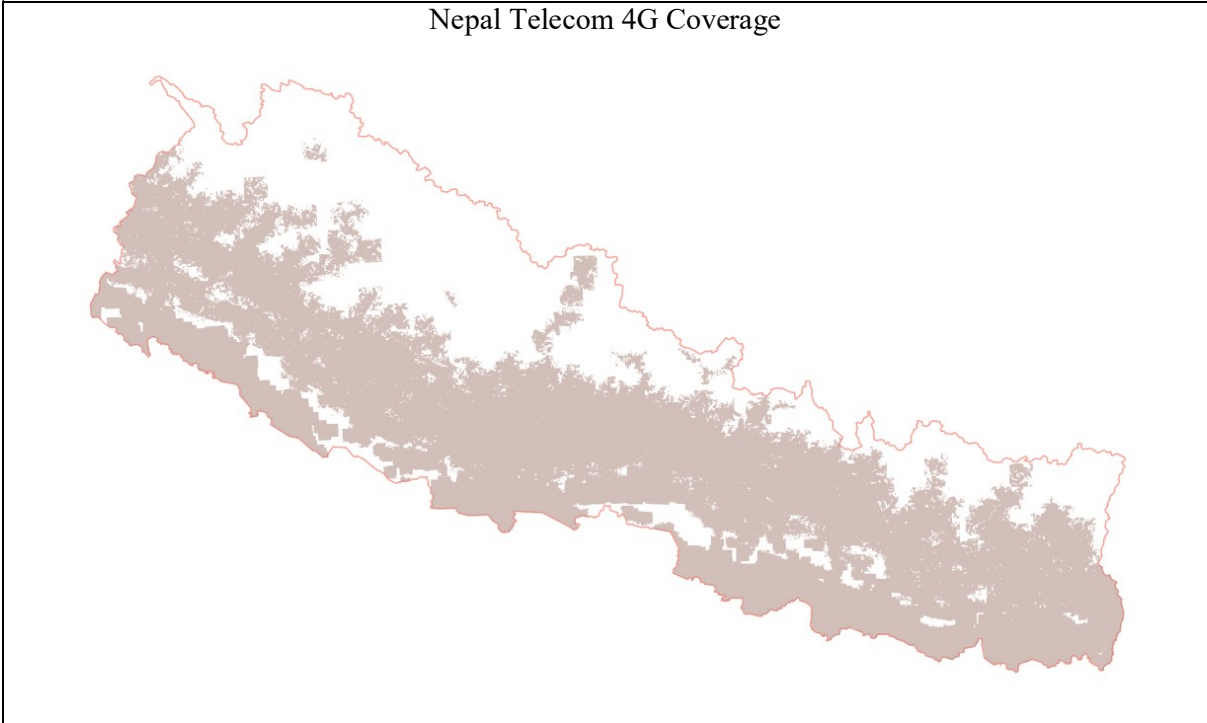
4. Coverage Map (GSM/ IMT)

4.1 Coverage (Nepal Telecom)

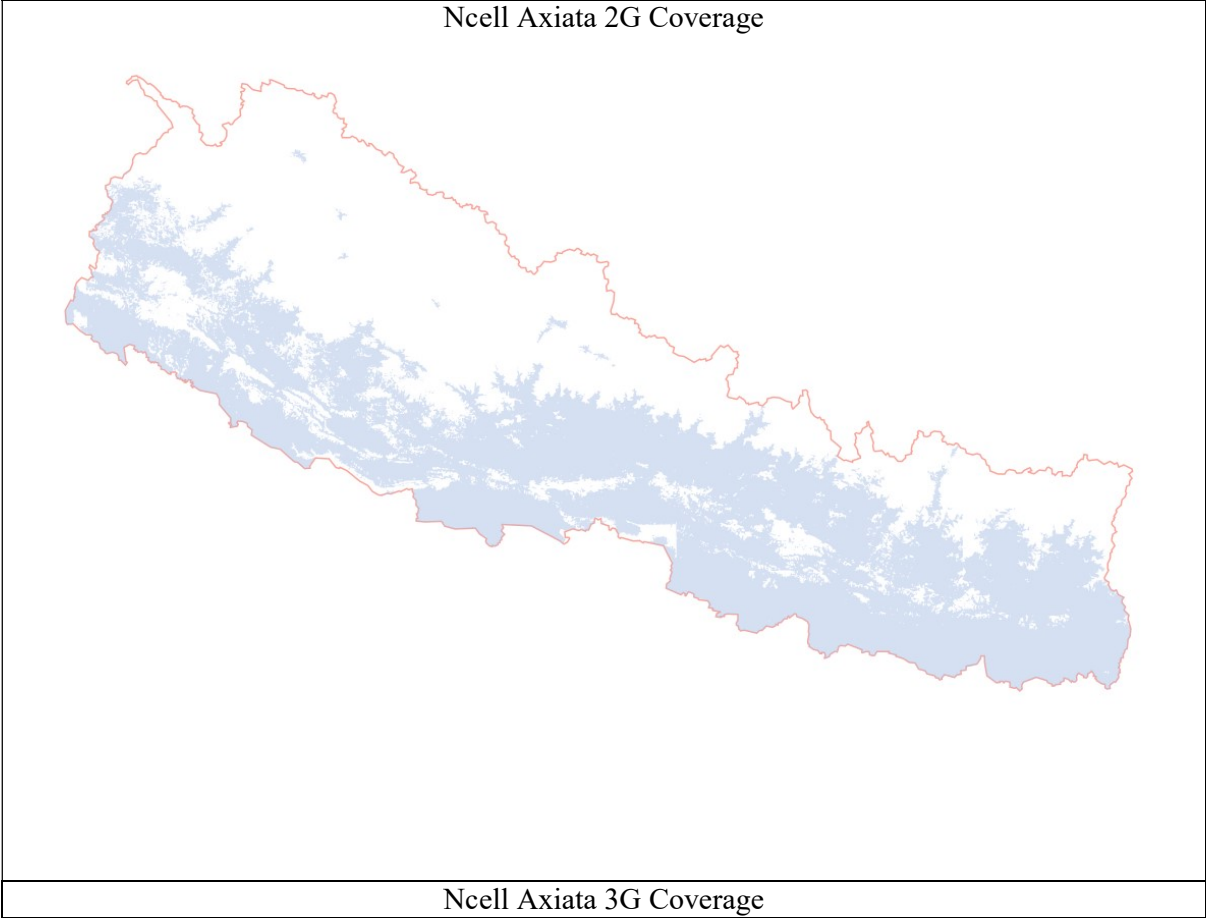


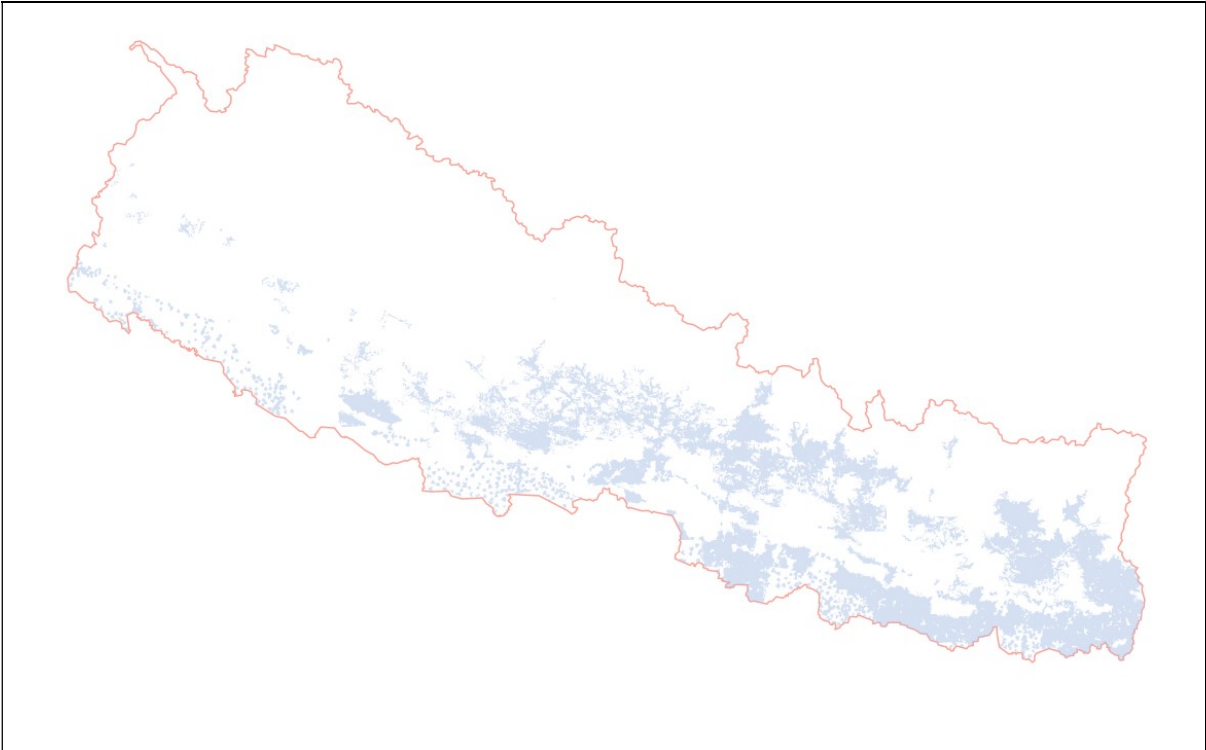


Nepal Telecom 4G Coverage

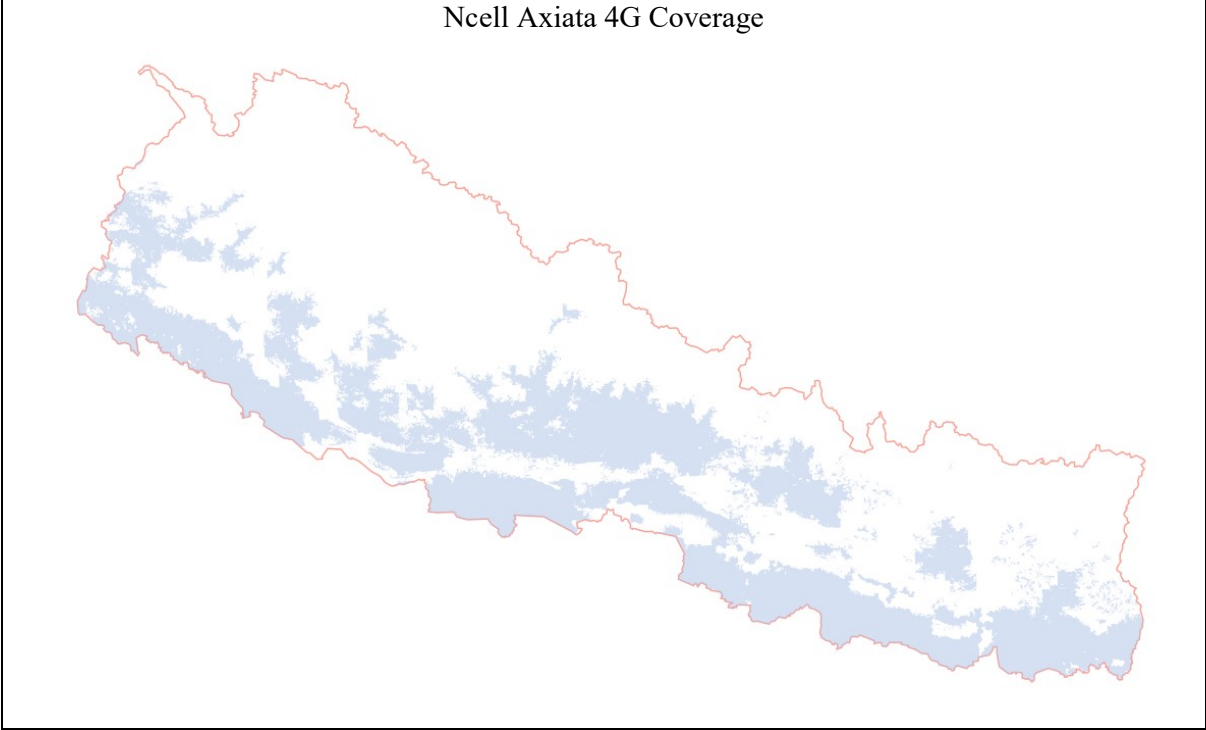


4.2 Coverage (Ncell Axiata)

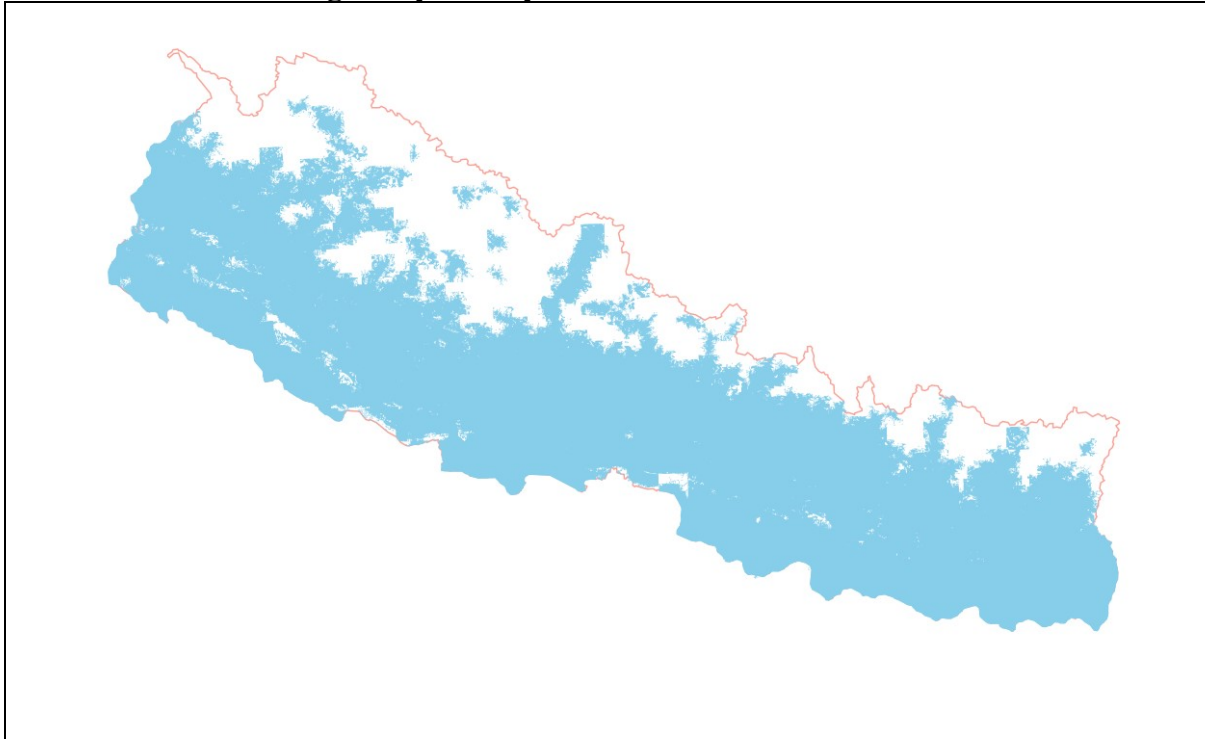




Ncell Axiata 4G Coverage



4.3 GSM/ IMT Coverage map of Nepal.



5. NTA Activities

5.1 Licensing

Number of Active Licensees as of Asar, 2080

S.N.	Name of the Services	Number of Licensees
1.	Basic Telecommunications Service	1
2.	Basic Telephone Service	1
3.	GSM Cellular Mobile Service	2
4.	Network Service Provider	23
5.	VSAT Users	11
6.	Internet (With E-mail) Service	128
7.	GMPCS Service	2
8.	Rural Telecom Service	1
9.	International Trunk Telephone Service	1
10.	VSAT Users (Rural Area)	79
11.	Rural Internet (With Email) Service	3
Total		252

5.2 Type Approval

List of type approval certificates issued this quarter

S.N.	Type of Device	Type of Certificate	No. of Certificates Issued (Baishakh- Asar, 2080)
1	GSM Handset	Permanent	37
		Provisional	59
2	GSM Device	Permanent	2
		Provisional	21
3	Tablet	Permanent	5
		Provisional	3
4	Short Range Device	Permanent	31

	Provisional	57
Total		215

5.3 Numbering

Short code issued in this quarter (Baishakh-Asar, 2080)

Number/ Short Code	Issued to	Purpose	Number/ Short Code Issued Date
17211	Ncell Axiata Ltd.	For 3G to 4G Conversion Service	08 Baishakh 2080

Contact:

Nepal Telecommunications Authority

Jamal, Kathmandu

Phone No.: +977-1-5355474

Fax No.: +977-1-5355250

E-mail: info@nta.gov.np, ntra@nta.gov.np